

ThermakraftTM

AUSMESH SAFETY NETTING

Ausmesh Safety Netting is a roof underlay support and fall arrest. It consists of 2mm galvanised wire with a tensile strength exceeding 450mpa. The longitudinal wires are spaced at 150mm centres with crosswires spaced at 300mm centres.

- ✓ When used for roofing, Ausmesh becomes a permanent fixture for the life of the building and provides the required safe working environment throughout initial roof installation and for any maintenance work in the future.
- ✓ Suitable for the support of insulation and foil underlays (Thermabar 344, Thermabar 346 and Thermabar 397) in exposed roof spaces.
- ✓ Ideal for supporting roof underlays as part of the safety requirements.



AS/NZS Standard



Safety

AUSMESH SAFETY NETTING

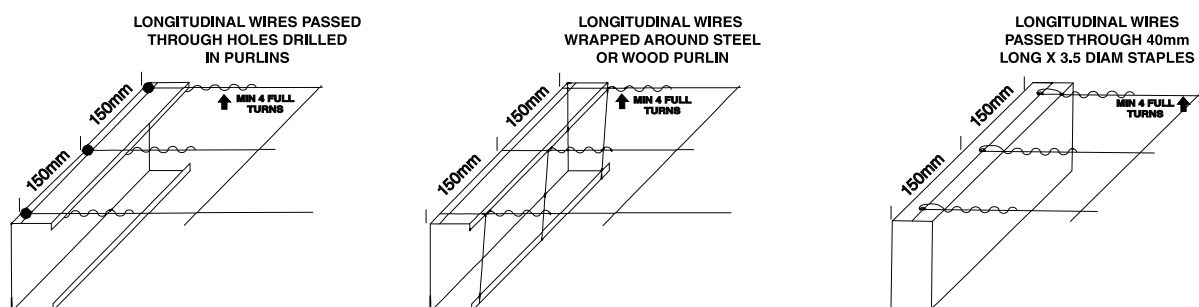


ROOF

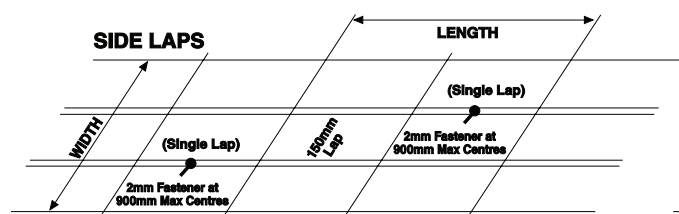
SAFETY NETTING

APPLICATION & INSTALLATION

CROSSWIRE OR TRANSVERSE WIRE SHOULD FACE UP & LONGITUDINAL WIRE SHOULD FACE DOWN
ROOF SAFETY MESH SHALL BE PULLED TAUT TO ENSURE ONLY A NATURAL SAG BETWEEN EACH PURLIN OR ROOF MEMBER.
THIS NATURAL SAG SHALL NOT BE MODIFIED TO CREATE ARTIFICIAL SAG.

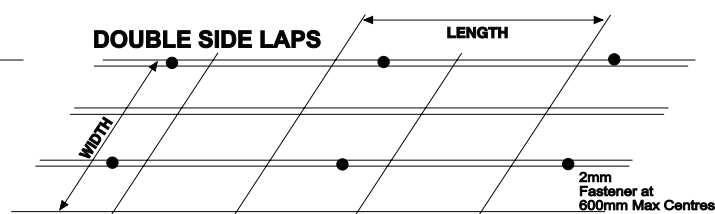


All Longitudinal Wires To Be Passed Around Or Through Anchor Points With A Minimum 4 Full Turns (As Illustrated Above)
Fastening of mesh laps should be carried out from underneath



SINGLE SIDE LAPS

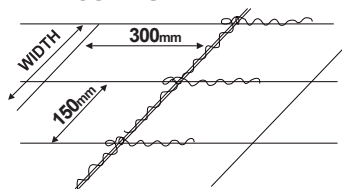
Purlins less than 1200mm - mesh to be lapped minimum 150mm.
Purlins 1200 - 2199mm - mesh to be lapped min 150mm & side lap to be fastened with 2mm ring fastener at 900mm max centres between each purlin.



DOUBLE SIDE LAPS

Purlins 2200mm or greater to be side lapped min 300mm & side lap to be fastened at max 600mm centres between each purlin - laps to be fastened on both sides of the lap.

END JOINTS IN WIRE



END JOINTS IN WIRE

TWO transverse wires are placed together. The longitudinal tail wires (approx 300mm long) are tied around each other, one being twisted four times around the main portion of the same wire, the other longitudinal wire twisted once around the main portion of the same wire then four times around the two transverse wires.

TECHNICAL SPECIFICATIONS

WIDTH (MM)	1800mm - 2400mm
DIAMETER	2mm galvanised
MESH	300mm x 150mm
MPA	Crosswire /Transverse Wire min 450 Mpa Line Wire/Longitudinal Wire min 500 Mpa
COATING	Standard AS/NZS4534:2006 WO2
LENGTH	Standard roll size 50 metres
WEIGHT PLM	1800 width 0.48kg = 24Kg per roll. 2400 width 0.62kg = 31 kg per roll.

Ausmesh Roof Mesh can be used on the following roofs:

- Factories
- Warehouses
- Shopping Centres
- Schools
- Hospitals/Aged Care Facilities
- Office Blocks
- Sheds

Roll Dimensions:

1800mm x 50m (90m2)*/**
2400mm x 50m (120m2)*
*Available cut to length, allow 12 weeks
** Available PVC coated, limited stock on hand
M2 is the roll size for actual coverage, allow for laps and joins.

DURABILITY

Ausmesh Roof Mesh meets the following requirements:

- Australian Standard AS/NZS 4389:2015.



11 Turin Place, East Tamaki, Auckland, NZ
P.O Box 58-112, Botany, Auckland 2163
Phone 0800 806 595 or +64 9 273 3727
Fax +64 9 273 3726
Email info@thermakraft.co.nz
www.thermakraft.co.nz

The recommendations contained in Thermakraft's literature are based on good building practice, but are not an exhaustive statement of all relevant information and are subject to any conditions contained in the Warranty. All product dimensions and performance claims are subject to any variation caused by normal manufacturing process and tolerances. Furthermore, as the successful performance of the relevant system depends on numerous factors outside the control of Thermakraft (for example quality of workmanship and design), Thermakraft shall not be liable for the recommendations in that literature and the performance of the Product, including its suitability for any purpose or ability to satisfy the relevant provisions of the Building Code, regulations and standards. Literature subject to change without notification. Latest documentation can be found on the website.